

Ultra 510i Inverted LCD Monitor Wall Track Mount

The Ultra 510i series wall track mounting solutions for LCD monitors provides a minimum of 150mm built in height adjustment, tilt and 180° of rotation. Available configurations include compact non extended, single extended 280mm (11") arm or double extended 2 x 280mm (11") arms providing up to 600mm of extension from the track.

Machined out of billet aluminium with a durable, long lasting powder coat finish, the mount can support monitor weights up to 8.16kg and is wall mounted. Cables are managed internally on the underside of extension arms. Unique Delrin bearing system provides smooth motion and longevity. All Ultra 510i LCD monitor mounting solutions are hand assembled and engineered to highest specifications to ensure product quality. This makes them ideal in medical (including dental) environments. The monitor is fully height adjustable within the 480mm (19") or 910mm (36") tall wall track. By suspending the LCD monitor from the underside of the mounting solution users are able to freely adjust its positioning whilst being able to mount from higher position than would otherwise be possible.

- Durable, high quality, adjustable mount for LCD monitors.
- Extends up to 600mm from the wall.
- Supplied with a 480mm (19") or 910mm (36") Wall Track Mount.
- Tilt, swivel and height adjustment.
- Provides 45° forwards and backwards tilt and 90° swivel adjustment.
- Medical grade.
- Can be cleaned with hospital grade cleaning solutions up to 10,000 parts bleach per 1,000,000.
- Supplied with 75mm x 75mm and 100mm x 100mm Vesa interface plates.
- Alternative fitting options include; wall, desk, and pole and radius.

Specifications

Arm Ext.:	Up to 600mm
Monitor Height Adjust	150mm + wall track
Tilt Adjustment:	+/-45°
Monitor Swivel	+/-90°
Monitor Orientation	Landscape
Colour	Black, medical white or grey
Touch Screen Stable	No
Keyboard and Mouse Tray	No
Max Monitor Weight	8.16kg
Product Warranty	3 Years

* monitors, shown in illustrations are sold separately



see it your way...

T +44 (0)1252 333326 F +44 (0)1252 330006
E sales@ergomounts.co.uk

www.ergomounts.co.uk www.medicalmounts.co.uk



24"



up to
500mm



150mm +
wall track



+/-45°



+/-90°



Landscape



Black, grey
or medical
white



No



No















8.16kg















3 Years



VESA MIS-D
75x75mm
100x100mm

		Part Number	Description
		EMUL510i-T19-MW	Ultra 510 compact. 480mm (19") LCD Wall Track Mount. Inverted Ultra monitor attachment. Medical white finish.
		EMUL510i-T19-QG	Ultra 510 compact. 480mm (19") LCD Wall Track Mount. Inverted Ultra monitor attachment. Light grey finish.
		EMUL510i-T19-TB	Ultra 510 compact. 480mm (19") LCD Wall Track Mount. Inverted Ultra monitor attachment. Black finish.
		EMUL510i-T19-A1-MW	Ultra 510 single, 280mm (11") arm. 480mm (19") LCD Wall Track Mount. Inverted Ultra monitor attachment. Medical white finish.
		EMUL510i-T19-A1-QG	Ultra 510 single, 280mm (11") arm. 480mm (19") LCD Wall Track Mount. Inverted Ultra monitor attachment. Light grey finish.
		EMUL510i-T19-A1-TB	Ultra 510 single, 280mm (11") arm. 480mm (19") LCD Wall Track Mount. Inverted Ultra monitor attachment. Black finish.
		EMUL510i-T19-A2-MW	Ultra 510 extended 2 x 280mm (11") extension arms. 480mm (19") LCD Wall Track Mount. Inverted Ultra monitor attachment. Medical white finish.
		EMUL510i-T19-A2-QG	Ultra 510 extended 2 x 280mm (11") extension arms. 480mm (19") LCD Wall Track Mount. Inverted Ultra monitor attachment. Light grey finish.
		EMUL510i-T19-A2-TB	Ultra 510 extended 2 x 280mm (11") extension arms. 480mm (19") LCD Wall Track Mount. Inverted Ultra monitor attachment. Black finish.

		Part Number	Description
		EMUL510i-T36-MW	Ultra 510 compact. 910mm (36") LCD Wall Track Mount. Inverted Ultra monitor attachment. Medical white finish.
		EMUL510i-T36-QG	Ultra 510 compact. 910mm (36") LCD Wall Track Mount. Inverted Ultra monitor attachment. Light grey finish.
		EMUL510i-T36-TB	Ultra 510 compact. 910mm (36") LCD Wall Track Mount. Inverted Ultra monitor attachment. Black finish.
		EMUL510i-T36-A1-MW	Ultra 510 single, 280mm (11") arm. 910mm (36") LCD Wall Track Mount. Inverted Ultra monitor attachment. Medical white finish.
		EMUL510i-T36-A1-QG	Ultra 510 single, 280mm (11") arm. 910mm (36") LCD Wall Track Mount. Inverted Ultra monitor attachment. Light grey finish.
		EMUL510i-T36-A1-TB	Ultra 510 single, 280mm (11") arm. 910mm (36") LCD Wall Track Mount. Inverted Ultra monitor attachment. Black finish.
		EMUL510i-T36-A2-MW	Ultra 510 extended 2 x 280mm (11") extension arms. 910mm (36") LCD Wall Track Mount. Inverted Ultra monitor attachment. Medical white finish.
		EMUL510i-T36-A2-QG	Ultra 510 extended 2 x 280mm (11") extension arms. 910mm (36") LCD Wall Track Mount. Inverted Ultra monitor attachment. Light grey finish.
		EMUL510i-T36-A2-TB	Ultra 510 extended 2 x 280mm (11") extension arms. 910mm (36") LCD Wall Track Mount. Inverted Ultra monitor attachment. Black finish.

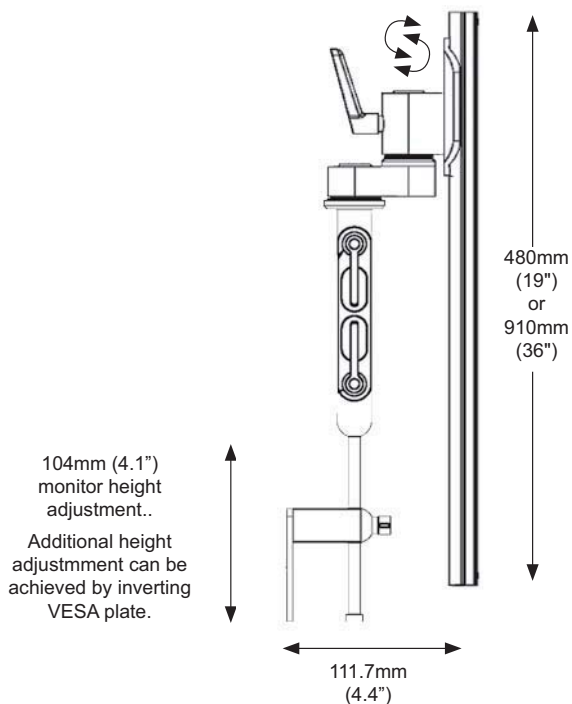


see it your way...

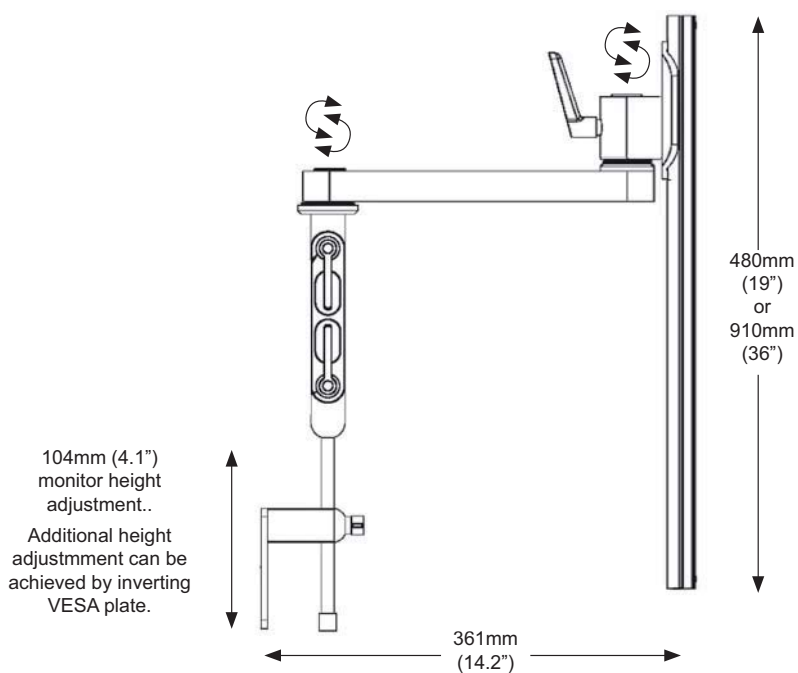
T +44 (0)1252 333326 F +44 (0)1252 330006
E sales@ergomounts.co.uk

www.ergomounts.co.uk www.medicalmounts.co.uk

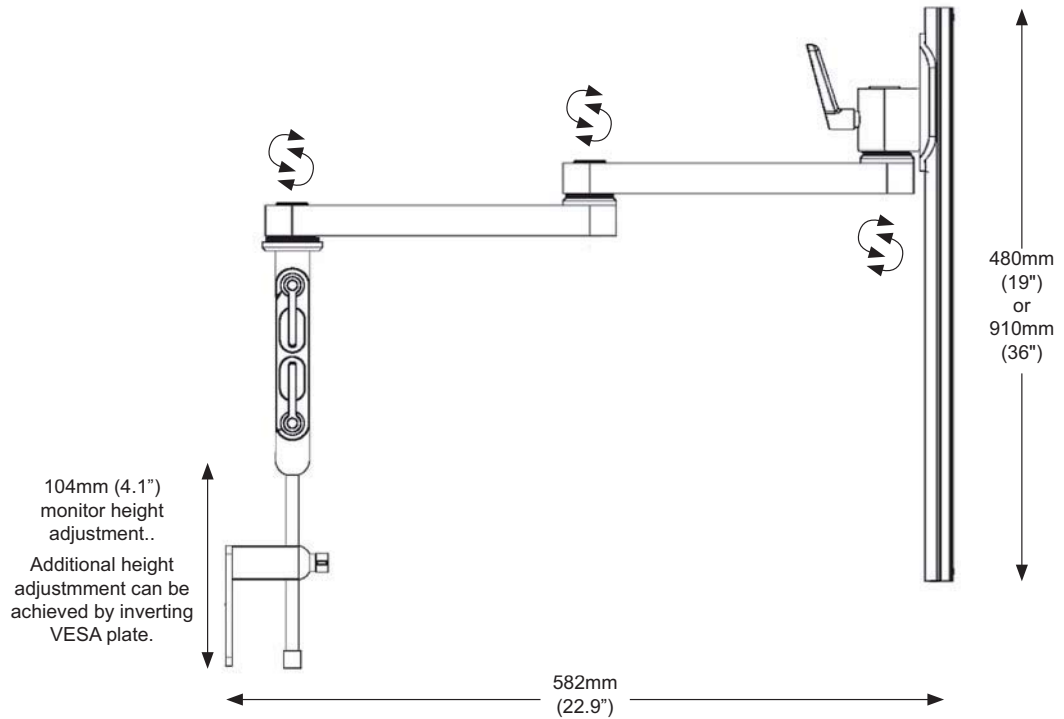
Ultra 510i: compact
480mm (19") / 910mm (36") Inverted Wall Track Mount



Ultra 510i: single 280mm (11") extension arm
480mm (19") / 910mm (36") Inverted Wall Track Mount



**Ultra 510i: 2 x 280mm (11") extension arms
480mm (19") / 910mm (36") Inverted Wall Track Mount**



Finishes

		
MW Medical White	QG Light Grey	TB Black